



Voyage Co., Ltd. EIR Laminate Flooring

Email: voyage@voyagehndr.com

WhatsApp: +86 17629349829

Web: www.voyagehndr.com



EIR or Embossed- In-Register means the embossed texture is synchronised or precisely aligned with the visual pattern printed on the flooring.

EIR surface creates a realistic, true-to-life look and feel. It adds depth and texture to the surface, making it appear as though it has the imperfections and tactile qualities of the real material it is emulating.



DR2316-1



DR2316-2

DR2316-4

DR2316-6



DR2316-3

**DR2316
SERIES**



DR2316—8

DR2316—9

**DR2316
SERIES**



DR9234 SERIES

DR9234-10



DR9234-10



DR9234 SERIES

Voyage HNR Voyage

DR9234-19



DR9234-19

DR9234 SERIES

DR9234-60



DR9234-60

DR9234 SERIES

DR9234-61



DR9234-61



DR9234
SERIES

DR9234-80



DR9234-80



DE9234 SERIES

DR9234-100



DR9234-100



DR9234 SERIES

DR9234-101



DR9234-101

**DR9234
SERIES**

DR9234-103



DR9234-103

DR0043 SERIES



DR0043-A


DR0043-B

DR0043-C

DR0043-D

DR0043-E

[DR0305 SERIES]



**DR0364
SERIES**



DR0364-1



DR0364-1



DR0364-7



DR0364-4



DR0364-4



DR0364-8

DR0363 SERIE






DR0363—1



DR0363—2

DR0117 SERIES



DR91785 SERIES



DR91785-2



DR91785-4



DR91785-5



DR91785-9



DR91785-2



DR91785-4



DR91785-5



DR91785-9

DR-E SERIES

DR-101E



DR-102E



DR-E SERIES

DR-103E



DR-104E



DR-E SERIES

DR-105E




DR-106E




DR-E SERIES

DR-107E


A photograph showing two long, narrow planks of dark brown laminate flooring with a realistic wood grain pattern. The planks are laid out on a light-colored wooden subfloor. The background shows a warehouse setting with a yellow forklift and other materials.

DR-108E


A photograph showing two long, narrow planks of light grey laminate flooring with a realistic wood grain pattern. The planks are laid out on a light-colored wooden subfloor. The background shows a warehouse setting with a yellow forklift and other materials.

DR-E SERIES

DR-109E


A photograph showing several long, narrow planks of wood-look laminate flooring. The planks have a dark brown, rich wood grain pattern with prominent, wavy lines and knots. They are stacked on a wooden pallet in a warehouse setting. The background shows other pallets and boxes, some with text like "LAMINATE FLOORING".

DR-110E


A photograph showing several long, narrow planks of wood-look laminate flooring. The planks have a light brown, natural wood grain pattern with subtle, wavy lines and knots. They are stacked on a wooden pallet in a warehouse setting. The background shows other pallets and boxes, some with text like "LAMINATE FLOORING".

DR-E SERIES

DR-11E


A close-up photograph of two pieces of laminate flooring, model DR-11E. The flooring has a greyish-brown wood grain pattern with prominent, wavy grain lines and several knots. The pieces are laid out on a light-colored wooden subfloor, with one piece overlapping the other.

DR-12E


A close-up photograph of two pieces of laminate flooring, model DR-12E. The flooring has a natural brown wood grain pattern with prominent, wavy grain lines and several knots. The pieces are laid out on a light-colored wooden subfloor, with one piece overlapping the other.

DR-E SERIES

DR-113E

A close-up photograph of two pieces of laminate flooring, model DR-113E. The flooring features a light grey and beige wood grain pattern with prominent knots and a natural-looking texture. The pieces are laid out on a dark, possibly concrete, floor.

DR-114E

A close-up photograph of two pieces of laminate flooring, model DR-114E. The flooring has a light grey wood grain pattern with subtle knots and a smooth finish. The pieces are laid out on a dark floor, with a yellow safety line visible in the background.

DR-E SERIES

DR-115E




DR-116E




DR-E SERIES

DR-117E


A photograph showing several long, narrow planks of light-colored wood-look laminate flooring. The planks are arranged vertically, with one plank in the foreground and others behind it. The wood grain is a pale, natural-looking tone. The background is a dark, textured surface.

DR-118E


A photograph showing several long, narrow planks of dark brown wood-look laminate flooring. The planks are arranged vertically, with one plank in the foreground and others behind it. The wood grain is a rich, dark brown color. The background is a dark, textured surface.

DR-E SERIES

DR-119E


A long, narrow wooden plank with a light brown, natural wood grain pattern. The grain is oriented vertically. The plank is laid on a dark, textured surface. At the bottom of the image, two shorter planks of different colors (one light, one dark) are partially visible, suggesting a comparison of finishes or species.

DR-120E


A long, narrow wooden plank with a dark greyish-brown, weathered wood grain pattern. The grain is oriented vertically. The plank is laid on a dark, textured surface. At the bottom of the image, two shorter planks of different colors (one light, one dark) are partially visible, suggesting a comparison of finishes or species.

DR-E SERIES

DR-121E

A photograph of a light-colored wood plank with a subtle, natural grain pattern. The plank is laid vertically on a dark grey concrete floor. The label 'DR-121E' is printed in black text in the upper left quadrant of the plank.

DR-122E

A photograph of a darker wood plank with a more pronounced, wavy grain pattern and visible knots. The plank is laid vertically on a dark grey concrete floor. The label 'DR-122E' is printed in black text in the upper left quadrant of the plank.

DR-E SERIES

DR-123E



DR-124E



DR-E SERIES

DR-125E




DR-126E



DR-E SERIES

DR-127E



DR-128E



DR-E SERIES

DR-129E




DR-130E




DR-E SERIES

DR-131E


A photograph of a wood-look laminate flooring sample, model DR-131E. The sample is a long, narrow rectangular plank with a light beige or tan color. It features a detailed wood grain pattern with prominent, swirling knots and a fine, linear texture. The plank is laid on a dark reddish-brown surface, and another plank is visible behind it, slightly offset.

DR-132E


A photograph of a wood-look laminate flooring sample, model DR-132E. The sample is a long, narrow rectangular plank with a medium brown or taupe color. It features a detailed wood grain pattern with prominent, swirling knots and a fine, linear texture. The plank is laid on a dark reddish-brown surface, and another plank is visible behind it, slightly offset.

DR-E SERIES

DR-133E


A rectangular sample of wood-look laminate flooring with a light beige and tan color palette. The surface features a detailed wood grain pattern with various knots and textures. The sample is laid on a dark reddish-brown background.

DR-134E


A rectangular sample of wood-look laminate flooring with a light grey and white color palette. The surface features a detailed wood grain pattern with various knots and textures. The sample is laid on a dark reddish-brown background.

DR-E SERIES

DR-135E

A photograph showing a stack of light-colored wood-look laminate flooring samples. The top sample is a wide plank with a detailed wood grain pattern, including knots and varying shades of beige and light brown. The samples are stacked on a dark reddish-brown surface.

DR-136E

A photograph showing a stack of dark reddish-brown wood-look laminate flooring samples. The top sample is a wide plank with a detailed wood grain pattern, including knots and varying shades of deep red, orange, and brown. The samples are stacked on a dark reddish-brown surface. A small number '116' is visible on the bottom left corner of the top plank.

DR-E SERIES

DR-137E



DR-138E



DR-E SERIES

DR-139E



DR-140E



DR-E SERIES

DR-141E



DR-142E



DR-E SERIES

DR-143E




DR-144E




DR-E SERIES

DR-145E

A photograph of a wooden plank with a medium brown stain and a prominent wood grain. The plank is oriented vertically and is slightly offset to show its thickness and the texture of the surface. The background is a dark, textured grey.

DR-146E

A photograph of a wooden plank with a light beige or off-white stain and a subtle wood grain. The plank is oriented vertically and is slightly offset to show its thickness and the texture of the surface. The background is a dark, textured grey.

DR-E SERIES

DR-147E



DR-148E



DR1516 SERIES

Flooring Size: 1516 x 198mm/1516 x 238mm



DR
19029
SERIES



DR19029-1



DR19029-2



DR19029-3



DR19029-4



DR19029-5

DR
19029
SERIES



DR19029-C



DR19029-H



DR19029-J



DR19029-W



DR19029-X



DR91799

SERIES

Flooring Size: 1220x200mm/1220x240mm/810x150mm/1220x170mm



DR91799-1



DR91799-2

DR91799
SERIES

DR91799-3

DR91799-5



DR91799

SERIES

Flooring Size: 1220x200mm/1220x240mm/810x150mm/1220x170mm



DR91799-7



DR91799-9





DR91799-10



DR91799-12



DR91799-14



DR91799-15